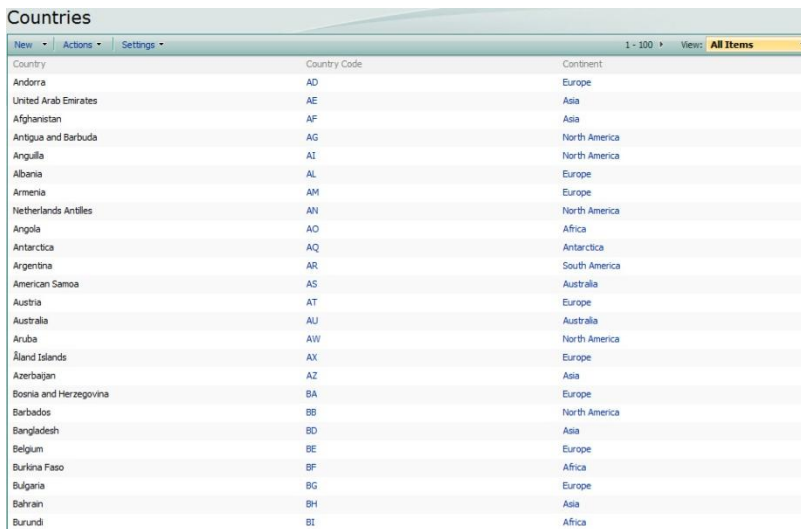


SharePoint List Item Ranking Tutorial

SharePoint List Item Ranking is a new and powerful tool to customize lists and libraries according to the users' preferences. Imagine users need to access an item every day, or to prioritize lists according to specific requirements that cannot be met by SharePoint default sorting patterns. SharePoint List Item Ranking allows for rearranging the order of items or folders in the lists, so most important ones can be sent to top, items that are no longer important can be sent to bottom, or to any position in list or library.

In a given list, the user usually just has few options on how to sort items.



Country	Country Code	Continent
Andorra	AD	Europe
United Arab Emirates	AE	Asia
Afghanistan	AF	Asia
Antigua and Barbuda	AG	North America
Anguilla	AI	North America
Albania	AL	Europe
Armenia	AM	Europe
Netherlands Antilles	AN	North America
Angola	AO	Africa
Antarctica	AQ	Antarctica
Argentina	AR	South America
American Samoa	AS	Australia
Austria	AT	Europe
Australia	AU	Australia
Aruba	AW	North America
Åland Islands	AX	Europe
Azerbaijan	AZ	Asia
Bosnia and Herzegovina	BA	Europe
Barbados	BB	North America
Bangladesh	BD	Asia
Belgium	BE	Europe
Burkina Faso	BF	Africa
Bulgaria	BG	Europe
Bahrain	BH	Asia
Burundi	BI	Africa

There are two ways for changing the item ordering in default SharePoint environment, either by choosing to order from A to Z or Z to A:



The other option is to select according to which column the list items should be grouped by in the modify View window by Group By:



To enable List Item Ranking, or to change its settings, click the List Item Ranking Settings link on the List Settings page.

Global Home | HR Department | Global | Local | Deutsch

Global Home > Global > Countries > Settings

Customize Countries

List Information

Name: Countries
Web Address: <http://vmdevbase/global/Lists/Countries/AllItems.aspx>
Description:

General Settings

- Title, description and navigation
- Versioning settings
- Advanced settings
- Audience targeting settings
- List Item Ranking Settings (Powered by SharePointBoost)

Permissions and Management

- Delete this list
- Save list as template
- Permissions for this list
- Workflow settings
- Information management policy settings
- Item permission batch settings(Powered by SharePointBoost)
- Column permission settings (Powered by SharePointBoost)
- View permission settings (Powered by SharePointBoost)
- Form validation settings (Powered by SharePointBoost)

In the following page, select the list and library views where List Item Ranking should be applied. By setting up different views in the List Item Rankings settings, users can reorder the list for each separate view. Thus, each of them can rank the list items according to their preferences.

List Item Ranking Settings: Countries

Use this page to determine the order of items in this list.

[Click here to manage license for List Item Ranking 1.0.1029.4](#)

Reorder

Specify whether users can change the order of the list items in this list.

Enable reorder function for this list:

- Enabled
 Disabled

Ranking Settings

Enable or disable ranking for each view in the list.

Enable or disable ranking:

- Enable View Name
 All Items
 Datasheet

Columns

Select the columns you want to display on the "change item order" page.

Show or hide on reorder page:

View: All Items

- Column Name
 Country
 Country Code
 Continent

View: 1 - 2 << Previous | Next >>

OK

Cancel

For each view, the columns to be displayed on the ranking page can be selected. To switch between view, click on the Previous and Next buttons. The name of the view will be displayed above the column selector.

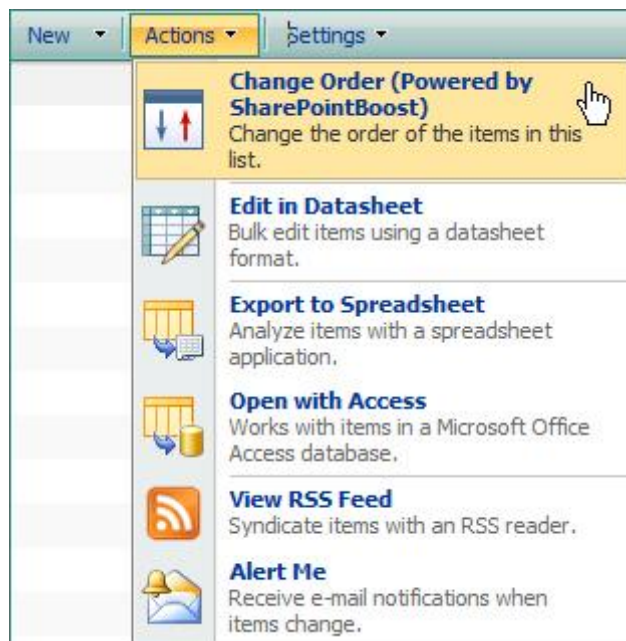
Global Home > Global > Countries > Settings > List Item Ranking Settings

List Item Ranking Settings: Countries

Use this page to determine the order of items in this list.
[Click here to manage license for List Item Ranking 1.0.1029.4](#)

Reorder Specify whether users can change the order of the list items in this list.	Enable reorder function for this list: <input checked="" type="radio"/> Enabled <input type="radio"/> Disabled
Ranking Settings Enable or disable ranking for each view in the list.	Enable or disable ranking: <input type="text" value="Enable"/> <input type="text" value="View Name"/> <input checked="" type="checkbox"/> All Items <input checked="" type="checkbox"/> Datasheet
Columns Select the columns you want to display on the "change item order" page.	Show or hide on reorder page: View: Datasheet <input type="text" value="Column Name"/> <input checked="" type="checkbox"/> Country <input checked="" type="checkbox"/> Country Code <input type="checkbox"/> Continent View: 1 - 2 << Previous Next >>

After enabling the product a button will appear in the Actions Menu. This button is available in the Standard View and the Datasheet View and Gantt view. To change the order of items in a list or a document library, click this button. A new page will be opened where the list items can be moved.



In this page the item to be moved in the list or library can be selected by checking the checkbox left of it. After this the item can be moved by either pressing the Up, Down, Top, or Bottom buttons, or by entering a value in the Reorder Field. Once the list is reordered, click OK to conform the changes.

Global Home > Global > Countries > Change Item Order

Change Item Order: Countries

Use this page to change the order of items.

Item Order
Select an item, then use the buttons or enter numerical value in the field to move the item to a new position in the list. Items (1 to 248)

Specify item position number:

Select an item	Position number	Type	Country	Continent
<input type="checkbox"/>	1		Russian Federation	Europe
<input type="checkbox"/>	2		Australia	Australia
<input type="checkbox"/>	3		Andorra	Europe
<input type="checkbox"/>	4		United Arab Emirates	Asia
<input type="checkbox"/>	5		Afghanistan	Asia
<input type="checkbox"/>	6		Antigua and Barbuda	North America
<input checked="" type="checkbox"/>	7		USA	North America
<input type="checkbox"/>	8		Anguilla	North America
<input type="checkbox"/>	9		Albania	Europe
<input type="checkbox"/>	10		Armenia	Europe
<input type="checkbox"/>	11		Netherlands Antilles	North America
<input type="checkbox"/>	12		Angola	Africa
<input type="checkbox"/>	13		Argentina	South America
<input type="checkbox"/>	14		American Samoa	Australia
<input type="checkbox"/>	15		Botswana	Africa
<input type="checkbox"/>	16		Austria	Europe
<input type="checkbox"/>	17		Aruba	North America
<input type="checkbox"/>	18		Azerbaijan	Asia
<input type="checkbox"/>	19		Bosnia and Herzegovina	Europe
<input type="checkbox"/>	20		Barbados	North America
<input type="checkbox"/>	21		Bangladesh	Asia
<input type="checkbox"/>	22		Belgium	Europe
<input type="checkbox"/>	23		Burkina Faso	Africa

After selecting an item, there are several ways to change the position of this item. Firstly, the user can move it up or down one position by clicking the Move Up or Move Down button.

Change Item Order: Countries

Use this page to change the order of items.

Item Order

Select an item, then use the buttons or enter numerical value in the field to move the item to a new position in the list.

Items (1 to 248)

Specify item position number:

Select an item	Position number	Type	Country	Continent
<input type="checkbox"/>	1		Russian Federation	Europe
<input type="checkbox"/>	2		Australia	Australia
<input type="checkbox"/>	3		Andorra	Europe
<input type="checkbox"/>	4		United Arab Emirates	Asia
<input type="checkbox"/>	5		Afghanistan	Asia
<input checked="" type="checkbox"/>	6		USA	North America
<input type="checkbox"/>	7		Antigua and Barbuda	North America
<input type="checkbox"/>	8		Anguilla	North America
<input type="checkbox"/>	9		Albania	Europe
<input type="checkbox"/>	10		Armenia	Europe
<input type="checkbox"/>	11		Netherlands Antilles	North America
<input type="checkbox"/>	12		Angola	Africa
<input type="checkbox"/>	13		Argentina	South America
<input type="checkbox"/>	14		American Samoa	Australia
<input type="checkbox"/>	15		Botswana	Africa
<input type="checkbox"/>	16		Austria	Europe
<input type="checkbox"/>	17		Aruba	North America
<input type="checkbox"/>	18		Azerbaijan	Asia
<input type="checkbox"/>	19		Bosnia and Herzegovina	Europe
<input type="checkbox"/>	20		Barbados	North America
<input type="checkbox"/>	21		Bangladesh	Asia
<input type="checkbox"/>	22		Belgium	Europe
<input type="checkbox"/>	23		Burkina Faso	Africa

To move the item to the top or bottom of the list, either press the Move to Top or Move to Bottom button. The view will change, so that the user will always see the item he is moving.

Change Item Order: Countries

























Use this page to change the order of items.

Item Order

Select an item, then use the buttons or enter numerical value in the field to move the item to a new position in the list.

Items (1 to 248)

Specify item position number:

<input checked="" type="checkbox"/>	1		USA	North America
<input type="checkbox"/>	2		Russian Federation	Europe
<input type="checkbox"/>	3		Australia	Australia
<input type="checkbox"/>	4		Andorra	Europe
<input type="checkbox"/>	5		United Arab Emirates	Asia
<input type="checkbox"/>	6		Afghanistan	Asia
<input type="checkbox"/>	7		Antigua and Barbuda	North America
<input type="checkbox"/>	8		Anguilla	North America
<input type="checkbox"/>	9		Albania	Europe
<input type="checkbox"/>	10		Armenia	Europe
<input type="checkbox"/>	11		Netherlands Antilles	North America
<input type="checkbox"/>	12		Angola	Africa
<input type="checkbox"/>	13		Argentina	South America
<input type="checkbox"/>	14		American Samoa	Australia
<input type="checkbox"/>	15		Botswana	Africa
<input type="checkbox"/>	16		Austria	Europe
<input type="checkbox"/>	17		Aruba	North America
<input type="checkbox"/>	18		Azerbaijan	Asia
<input type="checkbox"/>	19		Bosnia and Herzegovina	Europe
<input type="checkbox"/>	20		Barbados	North America
<input type="checkbox"/>	21		Bangladesh	Asia
<input type="checkbox"/>	22		Belgium	Europe
<input type="checkbox"/>	23		Burkina Faso	Africa
<input type="checkbox"/>	24		Bulgaria	Europe

The last option to move an item is to specify a position in the list by entering number in the list. So if the user wants to move Chile to the third position, just enter 3 in the "Specify item position number" field.

Global Home > Global > Countries > Change Item Order

Change Item Order: Countries

Use this page to change the order of items.

Item Order
Select an item, then use the buttons or enter numerical value in the field to move the item to a new position in the list. Items (1 to 248)

Specify item position number:

<input type="checkbox"/>	36		Belize	South America
<input type="checkbox"/>	37		Canada	North America
<input type="checkbox"/>	38		Cocos (Keeling) Islands	Asia
<input type="checkbox"/>	39		Congo, Democratic Republic	Africa
<input type="checkbox"/>	40		Central African Republic	Africa
<input type="checkbox"/>	41		Congo	Africa
<input type="checkbox"/>	42		Switzerland	Europe
<input type="checkbox"/>	43		Cote D'Ivoire (Ivory Coast)	Africa
<input type="checkbox"/>	44		Cook Islands	Asia
<input checked="" type="checkbox"/>	45		Chile	South America
<input type="checkbox"/>	46		Cameroon	Africa
<input type="checkbox"/>	47		China	Asia
<input type="checkbox"/>	48		Colombia	South America
<input type="checkbox"/>	49		Costa Rica	South America
<input type="checkbox"/>	50		Serbia and Montenegro	Europe
<input type="checkbox"/>	51		Cuba	North America
<input type="checkbox"/>	52		Cape Verde	Africa
<input type="checkbox"/>	53		Christmas Island	Asia
<input type="checkbox"/>	54		Cyprus	Europe
<input type="checkbox"/>	55		Czech Republic	Europe
<input type="checkbox"/>	56		Germany	Europe
<input type="checkbox"/>	57		Djibouti	Africa
<input type="checkbox"/>	58		Denmark	Europe
<input type="checkbox"/>	59		Demotica	North America

After clicking the Move Item button, Chile will move to the third position in the list. Again, the window updates itself and the user will see Chile in the new position.

Change Item Order: Countries

























Use this page to change the order of items.

Item Order

Select an item, then use the buttons or enter numerical value in the field to move the item to a new position in the list.

Items (1 to 248)

Specify item position number:

<input checked="" type="checkbox"/>	3		Chile	South America
<input type="checkbox"/>	4		Australia	Australia
<input type="checkbox"/>	5		Andorra	Europe
<input type="checkbox"/>	6		United Arab Emirates	Asia
<input type="checkbox"/>	7		Afghanistan	Asia
<input type="checkbox"/>	8		Antigua and Barbuda	North America
<input type="checkbox"/>	9		Anguilla	North America
<input type="checkbox"/>	10		Albania	Europe
<input type="checkbox"/>	11		Armenia	Europe
<input type="checkbox"/>	12		Netherlands Antilles	North America
<input type="checkbox"/>	13		Angola	Africa
<input type="checkbox"/>	14		Argentina	South America
<input type="checkbox"/>	15		American Samoa	Australia
<input type="checkbox"/>	16		Botswana	Africa
<input type="checkbox"/>	17		Austria	Europe
<input type="checkbox"/>	18		Aruba	North America
<input type="checkbox"/>	19		Azerbaijan	Asia
<input type="checkbox"/>	20		Bosnia and Herzegovina	Europe
<input type="checkbox"/>	21		Barbados	North America
<input type="checkbox"/>	22		Bangladesh	Asia
<input type="checkbox"/>	23		Belgium	Europe
<input type="checkbox"/>	24		Burkina Faso	Africa
<input type="checkbox"/>	25		Bulgaria	Europe
<input type="checkbox"/>	26		Bahrain	Asia

After finishing all the changes, click OK to confirm them. After that the list with the new item order will be displayed.

Countries

Country	Country Code	Continent
USA	US	North America
Russian Federation	RU	Europe
Chile	CL	South America
Australia	AU	Australia
Andorra	AD	Europe
United Arab Emirates	AE	Asia
Afghanistan	AF	Asia
Antigua and Barbuda	AG	North America
Anguilla	AI	North America
Albania	AL	Europe
Armenia	AM	Europe
Netherlands Antilles	AN	North America
Angola	AO	Africa
Argentina	AR	South America
American Samoa	AS	Australia
Botswana	BW	Africa
Austria	AT	Europe
Aruba	AW	North America
Azerbaijan	AZ	Asia
Bosnia and Herzegovina	BA	Europe
Barbados	BB	North America
Bangladesh	BD	Asia
Belgium	BE	Europe
Burkina Faso	BF	Africa
Bulgaria	BG	Europe
Bahrain	BH	Asia
Burundi	BI	Africa
Benin	BJ	Africa
Bermuda	BM	North America
Brunei Darussalam	BN	Asia
Bolivia	BO	South America
Brazil	BR	South America
Bahamas	BS	North America